

Superior vinyl
Durability
Freedom from wear
Heat/cold resistance
Highest consumer
satisfaction



Victorian

Patio Door Series



Features



The **Victorian Patio Door Performance Series** is manufactured from the most advanced vinyl. A high-grade resin recipe unmatched for strength and freedom from wear. Offering beauty and performance – it will not rot, rust, pit or blister over long periods of time.

Our multi-chambered, all-vinyl frame is durable and easy to install. Maximized strength withstands high winds and provides superior air tightness. **Sunview Patio Doors** are ideal for new construction and available with the highest quality accessories and upgrades including security, colour and finishing options. **Our goal** – the highest buyer satisfaction.

Standard Hardware

Elite handles come as the standard door hardware. Available in white, black, ivory or sandalwood.



Optional Frame & Sash

- 1 1/4", 2", or 3 3/8" frame extensions
- 4 1/2" sill plate
- Brick mold
- Sill extensions

Optional Sidelites and Transoms

Frame your patio door in outdoor light with a transom or sidelite. The frame is made of PVC, virtually maintenance-free and available in a wide selection of finishes and glass types.

Vinyl Frame

- 5 7/8" mechanically fastened vinyl frame
- Components easily installed and replaceable
- 3 weather seals
- Anodized screen track/stainless steel roller track
- 8 degree sill slope for optimal drainage

Durable Sash

- Reinforced with steel to withstand high wind loads
- Double perimeter seal for superior air-tightness
- Doors are easily and completely reversible
- Adjustable nylon tandem ball-bearing rollers
- 1" sealed units for optimal thermal performance

Glazing

Enhancing the outstanding thermal efficiency is the 1" high-performance glazing found in **Cardinal® Low-E** glass and **Edgetech Super Spacer®** technology.

Super Spacer®



Hardware & Glass Options

Optional Hardware

These unique handle sets can be configured with single-point or heavy duty multi-point keylocks and are available in White, Black, Brass, Black Nickel, Satin Nickel or Bright Chrome.



Optional Security Locks



Two Position Kick Locks mount on the bottom of the operating door. Used as secondary lock. Available in white, beige or brown.



Guardian Locks mount on the top of the operating door; security bolt locks into the frame. Available in white, beige or brown.



Folding Security Bars mount on the fixed side of the door frame and swing down to stop the door from operating.

Optional Internal Mini-Blinds

- Fingertip operation
- No external cords
- No dusting
- Low-E glass

Maximum visibility to complete privacy at the tip of a finger. The lever raises, lowers or tilts the blinds sealed between the insulated glass to ensure maintenance-free operation.

Raise and lower operation lever

Optional V-Groove Glass

Decorative and elegant.




Standard Colonial:
5' and 6' door -
3x5 Grid Pattern;
8' door -
4x5 Grid Pattern




Optional Decorative Grills

Internal grills are available in a wide range of design styles with colours that include **Flat Grills** in Two-tone, White, Brass and Pewter, **Georgian Grills** in White, and **Pencil Grills** in White, Brass and Pewter.




Optional Exterior Colours

Sunview Patio Doors boast a wide range of colour options that feature a finish which is U.V. stable, has a superior adhesion process and is impact resistant.

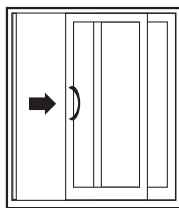


Specifications

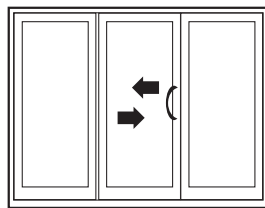
Dimensions Door/Panel Configurations and Finished Sizes (Exterior view)



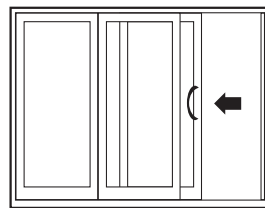
(OX-Slide Left)



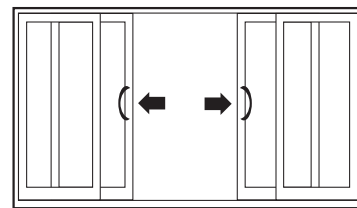
(XO-Slide Right)



(OXO-Slide Centre L or R)



(XOO-Slide R or OOX Slide L)



(OXXO-Slide R and Slide L from Centre)

2 Panels

58¹/₂ W x 79¹/₂ H
59¹/₂ W x 79¹/₂ H
59¹/₂ W x 81¹/₂ H
59¹/₂ W x 95¹/₂ H
70¹/₂ W x 79¹/₂ H
71¹/₂ W x 79¹/₂ H
71¹/₂ W x 81¹/₂ H
71¹/₂ W x 95¹/₂ H
95¹/₂ W x 79¹/₂ H
95¹/₂ W x 81¹/₂ H
95¹/₂ W x 95¹/₂ H

3 Panels

88³/₄ W x 79¹/₂ H
88³/₄ W x 81¹/₂ H
88³/₄ W x 95¹/₂ H
106³/₄ W x 79¹/₂ H
106³/₄ W x 81¹/₂ H
106³/₄ W x 95¹/₂ H
142³/₄ W x 79¹/₂ H
142³/₄ W x 81¹/₂ H
142³/₄ W x 95¹/₂ H

4 Panels

117¹/₈ W x 79¹/₂ H
117¹/₈ W x 81¹/₂ H
117¹/₈ W x 95¹/₂ H
141¹/₈ W x 79¹/₂ H
141¹/₈ W x 81¹/₂ H
141¹/₈ W x 95¹/₂ H
189¹/₈ W x 79¹/₂ H
189¹/₈ W x 81¹/₂ H
189¹/₈ W x 95¹/₂ H

Performance Victorian Patio Door Series meet or exceed the specifications of CAN/CGSB-82.1-M89

Canadian Standards	Air Tightness	Water Tightness	Wind Load Resistance
CAN/CGSB-82.1-M89	A3	B4	C3
AAMA/WDMA/CSA 101/1.S.2/A440-08	Passed	DP55	DP55



Distributed By:

ENTRYDOORS-TORONTO
<http://entrydoors-toronto.com>
 email: info@entrydoors-toronto.com
 phone: (416) 800-7737
 Contact us to book free in-home quote.
 Visit us at: <http://patiodoorstoronto.com>

Our products meet the Energy Star program guidelines for helping businesses and individuals protect the environment through superior energy efficiency.

